



national film and video foundation
SOUTH AFRICA

an agency of the
Department of Arts and Culture

South Africa's Box Office Report (January to December 2015)



National Film and Video Foundation
87 Central Street, Houghton, Johannesburg,
2198

1. EXECUTIVE SUMMARY

South Africa's box office report provides an analysis of the performance of local films in comparison to the international films. The report looks into the earnings of each film (the top grossing films), market share, percentage share by distributors, top earning genre and comparison between classic 2D (standard format) and classic 3D format.

Key Points:

- Overall, theatrical box office grew by 36%;
- A total of R 1 198 billion gross was recorded this year;
- Domestic films also went up 25%, recording a box office gross of R69 million;
- There were 243 titles shown at box office across the country, up from 228 titles released in 2014;
- 22 local films released;
- The market share for SA films is 6%;
- Only 5 local films grossed over R5 million;
- The 6% 2015 market share for local films compares with 11% in UK, 55.4% in Japan, 35.2% in France, 25% in Germany, and 18.9% in Spain.
- South African box office charts were dominated by big-budget Hollywood movies, led by *Star Wars, The Force Awakens*, and *Fast & Furious 7*, both of which grossed well over R50 million;
- Globally, the popular top five films were, *The Avengers: Age of Ultron*, *Jurassic World*, *Star Wars*, *Fast & Furious 7* and *Minions*;
- Growth in films released in digital 3D screens in 2015 continues, 35 were released on 3D & IMAX format claiming 45% of the gross, while standard format (classic 2d) accounted for 55%. Another development is the imminent arrival of '4DX' cinemas;
- Action movies were the highest grossing genre which took 20% of the gross box office.

2. DEFINITION OF TERMS

Gross Box Office

Consists of the revenues (ticket sales) generated from consumer spending at the box office for theatrical motion pictures.

Market Share

It is the percentage of an industry or market's total sales that is earned over a specified time period.

Note: In order to provide a fair comparison between movies released, all rankings are based on ticket sales.

2.1 TABLE OF CONTENTS

1. Executive Summary.....	1
2. Definition of Terms.....	2
3. Table of Contents	3
4. Introduction.....	4
5. Box Office Trends	5
5.1 Year-on-Year Gross Box Office	5
5.2 Domestic Gross Box Office (SA films only)	5
5.3 Market Share	6
5.4 Correlation Matrix	7
5.5 Percentage Share by Distributor	8
5.6 Genre Classification	8
5.7 Domestic Gross Box Office by Genre (SA films only).....	9
5.8 Country Of Origin.....	10
5.9 Top Earning Films in 2015.....	11
5.10 Domestic films (SA only)	12
5.11 Indigenous Language (local content).....	12
5.12 Gross Box Office split by Film Format	13
6. Conclusion.....	15
7. Annexure.....	16
Figure 1: Year-on-Year Gross Box Office	5
Figure 2: Year-on-Year Gross Box Office (SA films only).....	6
Figure 3: Correlation between GBO at release and Cumulative GBO	7
Figure 4: Genre.....	9
Figure 5: Gross Box Office by Genre	10
Figure 6: Country of Origin	10
Figure 7: Gross Box office by Indigenous Language.....	13
Figure 8: Gross Box Office by Film Format.....	14
Table 1: SA Market Share.....	6
Table 2: Percentage Share by Distributor.....	8
Table 3: Top 25 films released in South Africa (entire region)	11
Table 4: Top SA qualifying films released in 2015	12

3. INTRODUCTION

2015 turned out to be a remarkable year for theatrical releases in South African cinema industry, which saw an impressive growth of 36% given the price hike on cinema tickets by all exhibitors. Cinemas in South Africa typically see price increases, with Ster-Kinekor and Times Media implementing an increase in ticket prices every year due to economic volatilities.

A number of local films were well received by the international audience. Local Afrikaans film *Die Windpomp* (The Windmill) won the Audience Award for Best Foreign Film at the 2015 Long Beach International Film Festival in New York, competing against over 50 internationally acclaimed films. *Thina Sobabili* won the coveted Audience Choice Award at the Pan African Film Festival (PAFF) 2015, which took place in Los Angeles. *Necktie Youth*, another local drama won both the best South African feature award and the international jury award for best director "Sibs Shongwe-La Mer", at the Durban International Film Festival (DIFF). *Miners Shot Down* continues to garner international recognition. The film won the Best Documentary at the International Emmy and was supported by the National Film and Video Foundation

Furthermore, South Africa has become steadily more popular in recent years as an international filming location. The country continues to meet its growing international demand for its attractive locations. Few of the feature films shot locally that were released in cinemas are as follows:

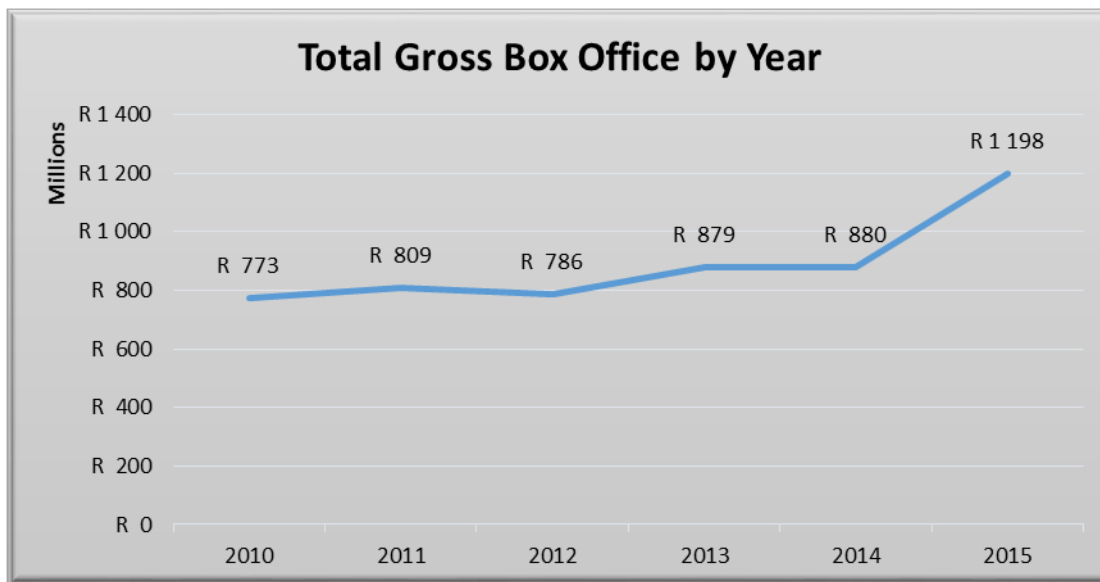
- *Avengers: Age of Ultron* was one of the most anticipated titles this year which had few scenes shot in Johannesburg inner city and Sandton area;
- *Mad Max Fury Road* another moderate hit at the box office which had scenes shot at our Cape Town film studios;
- *Chappie* a science fiction film directed by South African Neill Blomkamp was shot in Johannesburg inner city and in other parts of Soweto.

4. BOX OFFICE TRENDS

4.1 YEAR-ON-YEAR GROSS BOX OFFICE

This year saw record breaking results at the box office. Box office revenues recorded a solid upward trend with all theatrical revenues adding up to R1 198 billion in 2015 only. This is the consumer spending directly related to cinema sales. The results are for all 243 films were released in South Africa, which is 15 more than the previous year (2014). This year has shown remarkable growth of 36% at box office revenues from R880 million to R1 198 billion, this is depicted in the figure 1 below.

Figure 1: Year-on-Year Gross Box Office

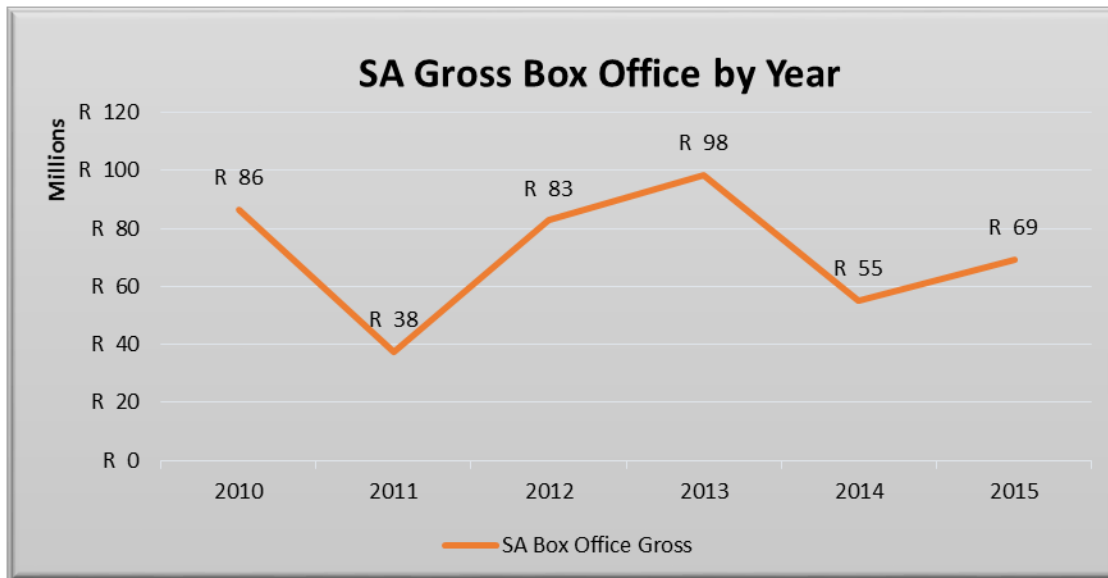


4.2 DOMESTIC GROSS BOX OFFICE (SA FILMS ONLY)

Locally produced films also performed significantly well and accounted for R69 million of the year-on-year gross box office which was a good improvement given the fact that there was ticket price hike in 2015 by exhibitors. Ster-Kinekor increased its movie ticket price by a range of 5% to 16%, while price changes at Nu Metro varied between 0% and

10.5% depending on which cinema you visit¹. Thus, with only 22 theatrical productions released in 2015, local films had a prominent rise of 25% from R55 million in 2014 to R69 million.

Figure 2: Year-on-Year Gross Box Office (SA films only)



4.3 MARKET SHARE

A total of 22 local films were released with a box office earning of R69.2 million which accounts for 6% of gross box office. There has been no movement in the market share from the previous year.

Table 1: SA Market Share

SA Box Office Trends, 2010 - 2014						
	2010	2011	2012	2013	2014	2015
Number of Films	23	24	19	25	23	22

¹Jan Vermeulen, Movie Prices Hiked in South Africa, My Broad Band
<http://mybroadband.co.za/news/general/138546-movie-prices-hiked-in-south-africa.html>, Viewed 29 January 2016

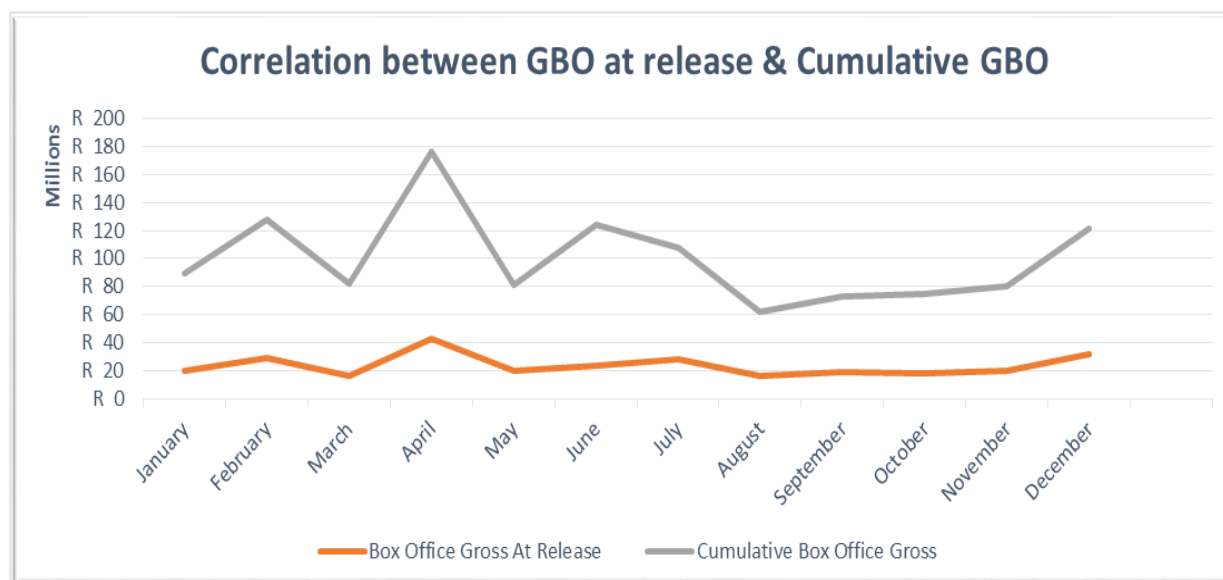
Box Office (R m)	R 86.3	R 37.5	R 82.7	R 98.4	R 55.2	R 69.2
Change (%)	-	-57%	121%	19%	-44%	25%
Share (%)	11%	5%	11%	11%	6%	6%

Source: NFVF

4.4 CORRELATION MATRIX

The statistic data shows that, a film that enjoys a strong opening with an aggressive marketing campaign may yield higher revenues, not forgetting to take into account the number of screens allocated to the films. The higher the number of screens, the larger the audience. Looking at the figure 3 below, the graph is fairly stable showing a strong correlation between gross box office at release and cumulative box office. Highest points were noted in February (R127 million), April (R176 million), June (R123 million) and December (R121 million) where those months recorded higher gross. These include the popular release of Fifty Shades of Grey, SpongeBob Squarepants 2 (February), Fast & Furious 7, Avengers & Cinderella (April), Jurassic World, Inside Out (June), and Star Wars in December which performed very well.

Figure 3: Correlation between GBO at release and Cumulative GBO



4.5 PERCENTAGE SHARE BY DISTRIBUTOR

The biggest portion of market share was taken by Ster Kinekor Distribution (SK) and Times Media Distribution claiming 31% each. Ster Kinekor distributed a total of 83 films generating a total of R376.3 million in revenues. The second biggest pie was taken by Times Media distributing 81 films and taking a total gross of R366.4 million. United International Pictures (UIP) took 29% market share with the 35 films distributed which generated R352.1 million as shown in Table 3 below. Black Sheep, Crystal Brook and Indigenous film distributors were the bottom 3.

Table 2: Percentage Share by Distributor

Percentage Share by Distributor			
Distributor	Count Of Movie Title	Gross Box Office	% Share
Black Sheep	25	R 78 776 507	7%
Crystal Brook	14	R 12 532 217	1%
Indigenous	5	R 12 177 231	1%
Ster Kinekor	83	R 376 271 977	31%
Times Media	81	R 366 398 709	31%
UIP	35	R 352 105 677	29%
	243	R 1 198 262 317	100%

Source: NFVF

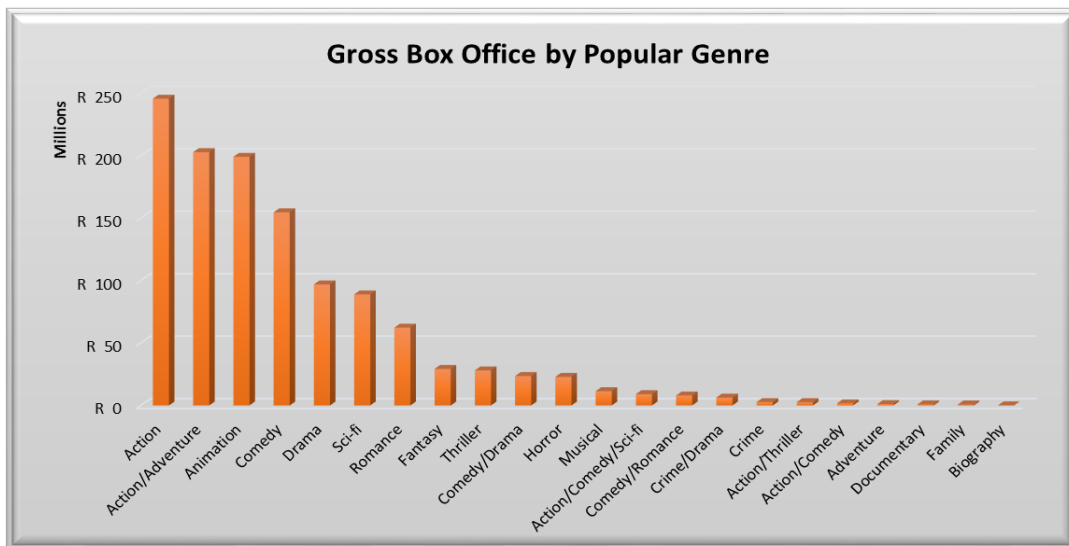
Box Office Gross = Cumulative gross up to 01 February 2016

4.6 GENRE CLASSIFICATION

The most popular genre with the highest earnings were Action movies claiming 20% of box office gross (R245 million), followed by Action/Adventure with 17%, and Animation at 17% respectively. Audience response to different genres is a key success factor in determining the kind of films moviegoers would most likely watch at box office. Out of the 243 titles released this year, 72 of those were Drama earning only R96 million.

Another one was Comedy with 30 titles released which earned R154 million, Overall the top 5 popular genre was Action, Animation, Comedy, Drama and Romance.

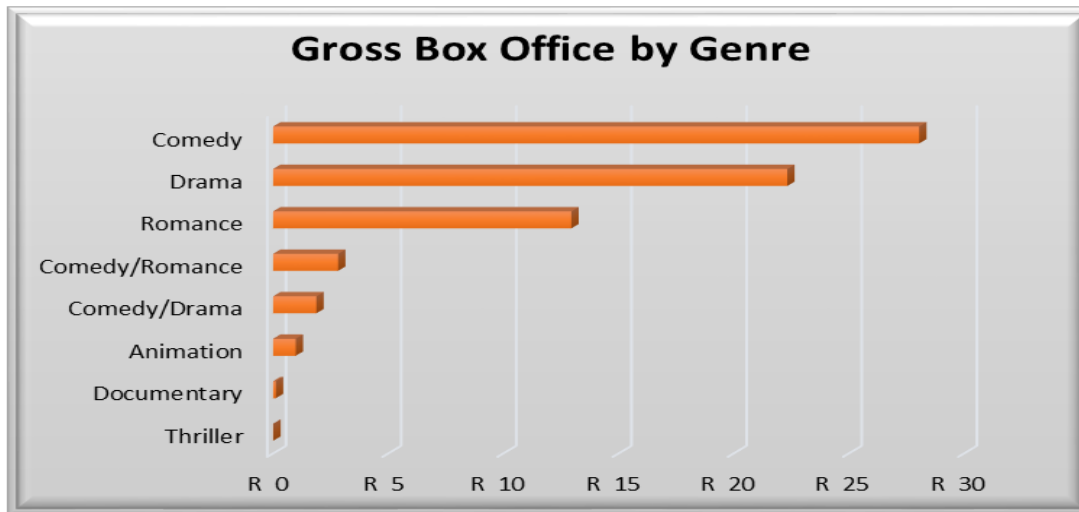
Figure 4: Genre



4.7 DOMESTIC GROSS BOX OFFICE BY GENRE (SA FILMS ONLY)

As for local films, there were few combinations of genre with Comedy (R28 million) being the highest grossing genre with only 3 titles, in second place was Drama (R22 million) with 10 titles released, and Romance (R13 million) in third with 4 titles released. There was also an Animated film *Sneekoningin* which did not perform quite well earning only R986K.

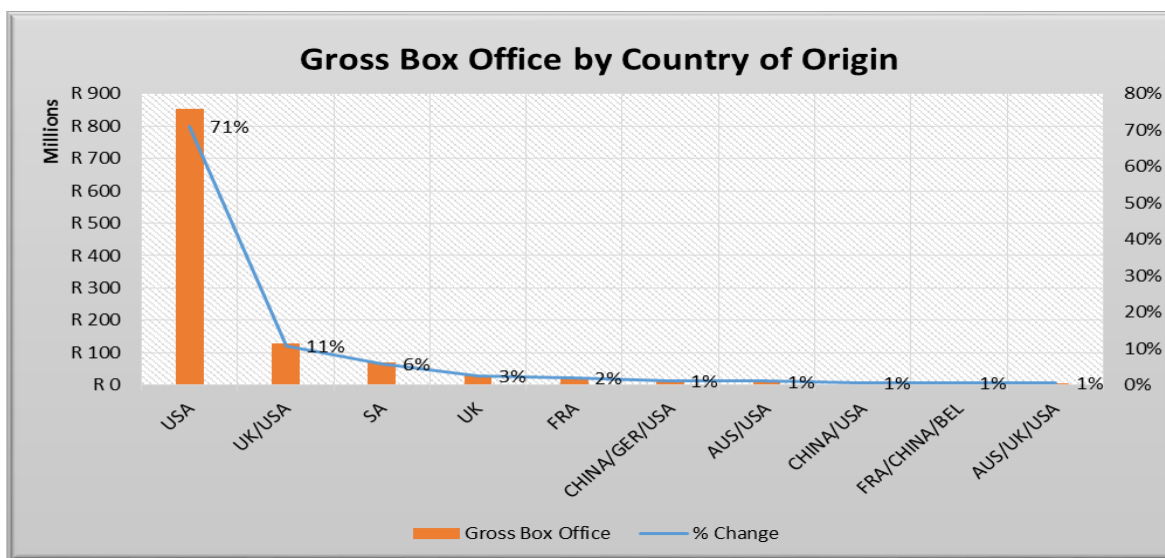
Figure 5: Gross Box Office by Genre



4.8 COUNTRY OF ORIGIN

In figure 5 below, films are classified by country of origin; in line with the usual trend most of the title released this year are of USA origin accounting for 71% (R851 million) of gross box office. UK/USA² origin accounted for 11% (R127 million), and South African films represented 6% (R69 million).

Figure 6: Country of Origin



² Unofficial Coproduction, there is no treaty between UK and USA

4.9 TOP EARNING FILMS IN 2015

Table 3 below lists the top grossing titles in 2015. Fast & Furious 7 was the top earner taking the number one spot at box office grossing R89.9 million, and consistent with earlier releases of this franchise. Star Wars was the second highest grossing film which took R51.5 million for the 8 weeks it has been on circuit. Minions which took the third spot earned R50 million in 12 weeks. Among the top 25 list was Avengers, Jurassic world, Fifty Shades of Grey, Spectre, etc. (See Table 3 below).

Table 3: Top 25 films released in South Africa (entire region)

Top 25 films released in South Africa (Entire region), 2015				
Movie Title	Release Date	Country of Origin	Weeks on Circuit	Gross Box Office
Fast & Furious 7	April	USA	13	R 89 781 503
Star Wars: The Force Awakeness (Incl 3D, Imax & 4DX)*	December	USA	8	R 51 541 139
Minions (Incl 3D)	July	USA	12	R 49 991 165
Avengers: Age of Ultron (incl. 3D & Imax)	April	USA	11	R 47 181 912
Jurassic World (Incl 3D & Imax)	June	USA	12	R 46 867 371
Fifty Shades of Grey	February	USA	12	R 46 632 499
Spectre (Incl Imax)*	November	UK/USA	9	R 40 724 046
Pitch Perfect 2	May	USA	11	R 30 946 311
Taken 3	January	FRA	7	R 24 703 010
Inside Out (incl 3D)	June	USA	13	R 23 580 460
Home (incl 3D)	March	USA	12	R 21 853 527
The Hunger Games: Mockingjay, Part 2 (Incl 3d & Imax)	November	USA	10	R 21 253 172
Mission Impossible: Rogue Nation(Incl Imax)	August	UK/USA	9	R 21 009 665
Spongebob Squarepants 2 (incl 3D)	February	USA	12	R 18 654 290
Hotel Transylvania 2 (Incl 3D)	October	USA	11	R 18 108 508
Schuks! Pay Back the Money	August	SA	8	R 17 608 083
The Divergent Series: Insurgent (incl 3D & Imax)	March	USA	9	R 17 412 160
Maze Runner: The Scorch Trials (incl 3D)	September	USA	9	R 17 327 456
San Andreas (incl 3D)	June	USA	10	R 17 197 228
Cinderella	April	UK/USA	9	R 16 982 875
Alvin & The Chipmunks: The Road Chip*	December	USA	5	R 16 951 691
Mad Max: Fury Road (incl 3D & Imax)	May	USA	11	R 16 752 366
Spy	June	USA	14	R 15 910 228
Terminator Geneisys (Incl 3D & Imax)	July	USA	8	R 14 807 862
Point Break (Incl 3D) *	December	CHINA/GER/USA	5	R 14 025 254

Source: Ster Kinekor, Box Office Mojo

Box Office Gross = Cumulative gross up to 01 February 2016

Films with an asterisk (*) were still being exhibited on 01 February 2016

4.10 DOMESTIC FILMS (SA ONLY)

The 3 local films that performed well at box office were Schuks! Pay Back the Money, Ballade vir 'n Enkeling and Mooirivier. Schuks! Pay back the money took the first spot earning R17.6 million. However, SA's number one prankster film producer did not attract a lot of audiences this year especially in comparison with previous Leon Schuster movies that usually gross over R25 million (looking back since 2010). The second highest grossing film was Ballade vir 'n Enkeling earning R9.9 million, Mooirivier earned itself R7.2 million at third place.

Table 4: Top SA qualifying films released in 2015

Top 10 South African films, 2015				
Movie Title	Release Date	Weeks on Circuit	BOG At Release	Box Office Gross
Schuks! Pay Back the Money	August	8	R 4 279 739	R 17 608 083
Ballade vir 'n Enkeling	March	7	R 2 218 559	R 9 988 579
Moorivier	February	8	R 1 301 299	R 7 242 213
Strikdas	April	6	R 1 219 665	R 5 357 865
Hollywood in my Huis	June	8	R 881 163	R 5 085 370
Dis Ek Anna	October	6	R 773 160	R 4 353 322
Treurgrond	May	5	R 749 286	R 2 861 582
Tell Me Sweet Something	September	13	R 834 589	R 2 824 433
French Toast	April	3	R 684 425	R 2 452 344
Somer Son	May	5	R 607 713	R 1 879 451

Source: Ster Kinekor, Box Office Mojo

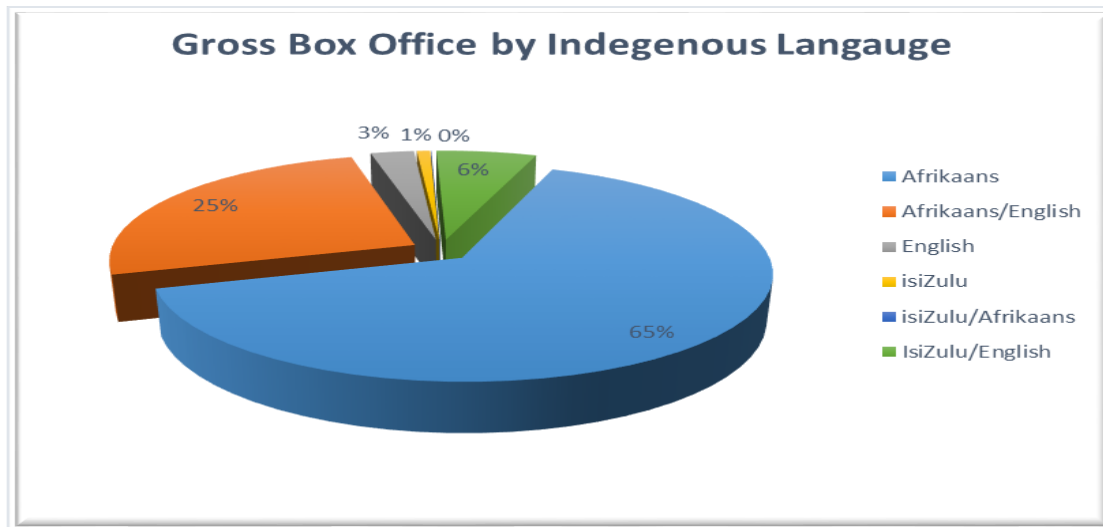
Box Office Gross = Cumulative gross up to 01 February 2016

Films with an asterisk (*) were still being exhibited on 01 February 2016

4.11 INDIGENOUS LANGUAGE (LOCAL CONTENT)

Afrikaans films were the most popular accounting for 14 titles released and taking 65% of the gross (R45 million). There was only one film in Afrikaans/English which was Schuks! Pay Back the Money earning R17.6 million (25%). IsiZulu/English language followed in the third place earning R4.2 (6%) million, those included the likes of Tell Me Sweet Something, Ayanda and Hear Me Move.

Figure 7: Gross Box office by Indigenous Language



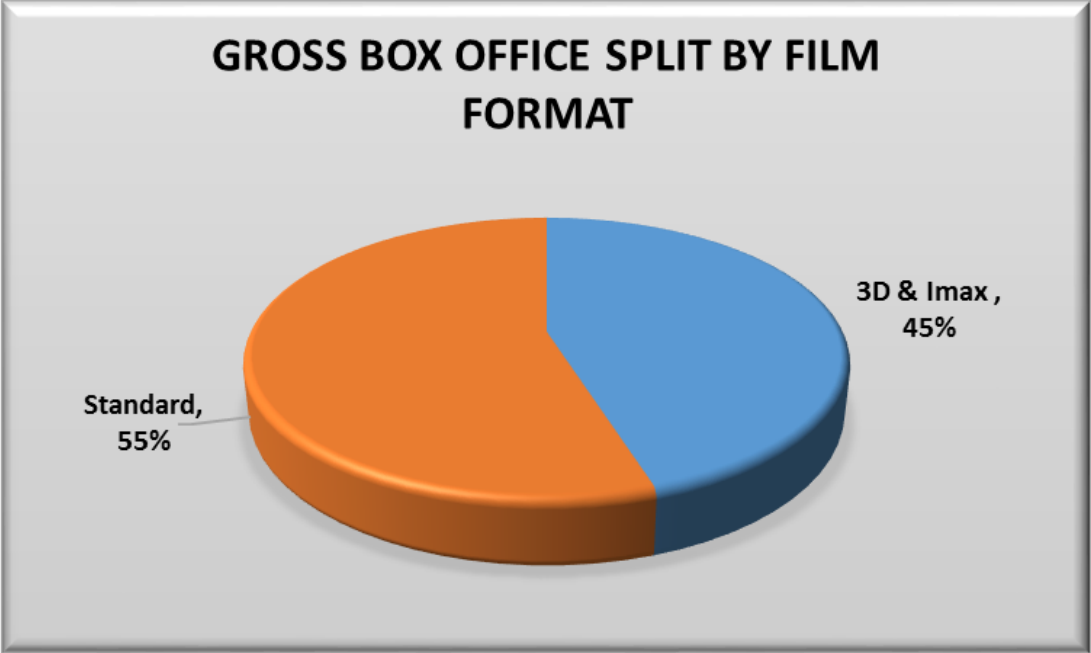
4.12 GROSS BOX OFFICE SPLIT BY FILM FORMAT

The digital 3D movies is on demand, with many of the latest animated films, action and sci-fi movies being presented with a third-dimension (3D). Some movies theaters offer both in 3D and IMAX format. IMAX draws you into something as close to reality as you have ever experienced. Growth in digital 3D screens in 2015 continues, compared to the standard format (usually called classic 2D), 35 films had a 3D & IMAX format claiming 45% of the gross, while standard format accounted for 55%.

Another development is the imminent arrival of '4DX' cinemas, after an agreement was reached between Nu Metro and CJ 4DPlex. The cinemas, which use synchronized effects such as vibration, wind and lightning to enhance the viewing experience, will be installed in selected Nu Metro theatres³. In spite of ticket prices costing as much as R110 each (as opposed to around R40 for classic 2D), the three new IMAX complexes have been experiencing big success. Star Wars: The Force Awakens was released in 3D, IMAX and 4DX and has seen strong results.

³PWC, (2015) Entertainment and Media Outlook 2015 – 2019 South Africa, Nigeria, Kenya

Figure 8: Gross Box Office by Film Format



5. CONCLUSION

The cinema industry in South Africa will continue to see steady growth. This is in spite of ticket price hike. The rise will help box office revenues to increase year-on-year. A movie that “does well at the box office” attracts many people and generates a good amount of revenue. However, this will also hit hard on consumer pockets as the economy is currently not doing well.

The role of distributors and exhibitors in supporting local films has been on the spot light after local romantic comedy “Tell Me Sweet Something” had screens reduced from 47 to 27 screens in its third week after what has been argued as a successful run for local films. This move prompted the Minister of Arts and Culture to call an Imbizo (stakeholder engagement) to look into the distribution of local films and establish a distribution forum to ensure that local content enjoys much more exposure like their international counterparts. Ongoing engagements between the NFVF, government stakeholders and players in the distribution and exhibition are to come up with concrete plans to support local films.

A persistent comment is that audiences in the townships don’t have access to cinemas (with many cinemas being located in upmarket shopping malls, although others have pointed out that the likes of Maponya Mall, Parrow and Promenade are within reach), and couldn’t afford the admission price even if they did. This needs to be looked at because as ticket price rises this makes it even more difficult for them. Distributors and exhibitors have tried to address this problem by reducing ticket prices in less affluent areas, for example theaters like Calton Centre and Sterland are priced differently compared to cinemas in upmarket malls.

6. ANNEXURE

Movie Title	Release Date	Weeks on Rel.	Screens	Distributor	Country of Origin	Genre	B/O at Rel.	B/O to date
Fast & Furious 7	April	13	125	UIP	USA	Action	R 21 010 561	R 89 781 503
Star Wars: The Force Awakeness (Incl 3D, Imax & 4DX)*	December	6	156	Ster kinekor	USA	Action/Adventure	R 16 443 116	R 51 541 139
Minions (Incl 3D)	July	12	124	UIP	USA	Animation	R 12 337 899	R 49 991 165
Avengers: Age of Ultron (incl. 3D & Imax)	April	11	130	Ster kinekor	USA	Action/Adventure	R 12 340 431	R 47 181 912
Jurassic World (Incl 3D & Imax)	June	12	112	UIP	USA	Sci-fi	R 8 823 484	R 46 867 371
Fifty Shades of Grey	February	12	97	UIP	USA	Romance	R 14 129 150	R 46 632 499
Spectre (Incl Imax)*	November	9	150	Ster kinekor	UK/USA	Action	R 9 713 109	R 40 724 046
Pitch Perfect 2	May	11	114	UIP	USA	Comedy	R 6 250 089	R 30 946 311
Taken 3	January	7	95	Times Media	FRA	Action	R 5 664 534	R 24 703 010
Inside Out (incl 3D)	June	13	114	Ster kinekor	USA	Animation	R 3 352 879	R 23 580 460
Home (incl 3D)	March	12	100	Times Media	USA	Animation	R 3 367 815	R 21 853 527
The Hunger Games: Mockingjay, Part 2 (Incl 3d & Imax)	November	10	143	Times Media	USA	Action/Adventure	R 6 277 460	R 21 253 172
Mission Impossible: Rogue Nation(Incl Imax)	August	9	103	Times Media	UK/USA	Action	R 5 363 052	R 21 009 665
Spongebob Squarepants 2 (incl 3D)	February	12	89	UIP	USA	Animation	R 2 873 471	R 18 654 290
Hotel Transylvania 2 (Incl 3D)	October	11	129	Ster kinekor	USA	Animation	R 4 348 085	R 18 108 508
Schuks! Pay Back the Money	August	8	121	Ster kinekor	SA	Comedy	R 4 279 739	R 17 608 083
The Divergent Series: Insurgent (incl 3D & Imax)	March	9	88	Black Sheep	USA	Action/Adventure	R 3 833 178	R 17 412 160
Maze Runner: The Scorch Trials (incl 3D)	September	9	104	Times Media	USA	Action/Adventure	R 4 752 046	R 17 327 456
San Andreas (incl 3D)	June	10	111	Times Media	USA	Action	R 4 197 328	R 17 197 228
Cinderella	April	9	94	Ster kinekor	UK/USA	Fantasy	R 3 314 612	R 16 982 875
Alvin & The Chipmunks: The Road Chip*	December	5	99	Times Media	USA	Animation	R 3 681 107	R 16 951 691
Mad Max: Fury Road (incl 3D & Imax)	May	11	112	Times Media	USA	Sci-fi	R 2 973 490	R 16 752 366
Spy	June	14	87	Times Media	USA	Comedy	R 2 707 894	R 15 910 228
Terminator Geneisys (Incl 3D & Imax)	July	8	100	UIP	USA	Action	R 3 562 964	R 14 807 862
Point Break (Incl 3D) *	December	5	93	Black Sheep	CHINA/GER/USA	Action	R 2 739 378	R 14 025 254
Paddington	January	15	87	Black Sheep	UK	Animation	R 2 280 527	R 11 862 675
American Sniper	February	11	64	Times Media	USA	Drama	R 1 771 470	R 11 560 293
Focus	March	7	86	Times Media	USA	Comedy	R 1 922 873	R 11 489 519
Ant-Man(Incl 3D & Imax)	July	7	131	Ster kinekor	UK/USA	Action/Adventure	R 3 494 080	R 11 416 913
Annie	January	10	91	Ster kinekor	USA	Musical	R 2 999 456	R 11 243 601
Kingsman: The Secret Service (incl Imax)	February	10	69	Times Media	UK	Action/Adventure	R 1 937 529	R 10 236 419
Ballade vir 'n Enkeling	March	7	64	Ster kinekor	SA	Drama	R 2 218 559	R 9 988 579
The Wedding Ringer	February	13	55	Ster kinekor	USA	Comedy	R 1 346 983	R 9 789 757
The Perfect Guy	September	15	40	Ster kinekor	USA	Thriller	R 1 119 455	R 9 711 843
Ted 2	June	8	75	UIP	USA	Comedy	R 1 857 839	R 9 256 149
Pixels (Incl 3D & Imax)	July	6	115	Ster kinekor	USA	Action/Comedy/Sci	R 3 030 462	R 9 024 893
Magic Mike XXL	July	7	95	Times Media	USA	Comedy/Drama	R 2 231 211	R 8 473 847
Goosebumps (incl 3D)	October	7	107	Ster kinekor	AUS/USA	Horror	R 1 850 183	R 8 429 069
The Peanuts Movie (Incl 3D)	December	5	130	Times Media	USA	Animation	R 2 004 432	R 8 223 383
Jupiter Ascending (Incl 3D & Imax)	February	7	57	Times Media	UK/USA	Sci-fi	R 1 832 530	R 8 223 215
The Martian (incl 3D)	October	9	94	Times Media	USA	Sci-fi	R 1 787 799	R 8 192 183
The Intern	September	12	69	Times Media	USA	Comedy	R 1 792 728	R 7 949 652
Second Best Exotic Marigold Hotel	March	9	63	Times Media	UK/USA	Comedy/Drama	R 1 229 779	R 7 478 291
The Last Witch Hunter*	December	6	42	Times Media	USA	Action/Adventure	R 1 580 283	R 7 326 215
Moorivier	February	8	59	Times Media	SA	Romance	R 1 301 299	R 7 242 213
The Seventh Son (incl 3D and Imax)	January	7	75	UIP	CHINA/USA	Action/Adventure	R 1 892 151	R 7 156 808
The Fantastic Four	August	6	104	Times Media	USA	Action/Adventure	R 2 011 173	R 6 702 075
Transporter Refuled (Incl Imax)	September	13	84	Black Sheep	FRA/CHINA/BEL	Action	R 2 102 774	R 6 584 388
Tinker Bell and the Legend of the NeverBeast (Incl 3D)	January	4	62	Ster kinekor	USA	Animation	R 1 579 389	R 6 291 678
Pan (incl 3D)	October	6	104	Times Media	AUS/UK/USA	Fantasy	R 2 025 996	R 6 245 512
Everest (Incl 3D & Imax)	September	8	62	UIP	ICELAND/UK/USA	Thriller	R 1 521 571	R 6 225 877
Little Prince (Incl 3D)	December	5	82	UIP	FRA/CAN	Animation	R 1 227 164	R 6 025 973
Into the Woods	January	7	35	Ster kinekor	USA	Fantasy	R 1 122 385	R 6 011 556
Run All Night	April	5	84	Times Media	USA	Action	R 1 636 412	R 5 941 559
Maya The Bee Movie (Incl 3D)	September	7	95	Black Sheep	AUS/GER	Animation	R 1 305 881	R 5 459 137
Strikdas	April	6	51	Indigenous	SA	Comedy	R 1 219 665	R 5 357 865
Imitation Game	January	17	35	Ster kinekor	UK/USA	Drama	R 316 991	R 5 320 075
Burnt	October	6	61	Ster kinekor	USA	Comedy	R 1 139 212	R 5 252 840
Vacation	September	5	90	Times Media	USA	Comedy	R 1 528 450	R 5 120 094
Pay the Ghost	October	2	13	Crystal Brook	CAN	Horror	R 92 564	R 5 120 094
Hollywood in my Huis	June	8	49	Indigenous	SA	Comedy	R 881 163	R 5 085 370
Man from U.N.C.L.E	August	7	80	Times Media	UK/USA	Action	R 1 351 619	R 4 623 620
Get Hard	May	6	51	Times Media	USA	Comedy	R 1 486 414	R 4 545 232
Dis Ek Anna	October	6	39	Times Media	SA	Drama	R 773 160	R 4 353 322
Hitman: Agent 47	September	5	74	Times Media	GER/USA	Action/Adventure	R 1 573 253	R 4 270 510
Love the Coopers	December	6	52	Black Sheep	USA	Comedy	R 849 202	R 4 182 771
Bridge of Spies*	November	12	54	Times Media	USA	Thriller	R 996 692	R 4 085 054
Creed	December	7	50	Times Media	USA	Drama	R 756 220	R 3 794 053
Paul Blart: Mall Cop 2	May	11	55	Ster kinekor	USA	Comedy	R 828 352	R 3 548 501

TrainWreck	August	7	57	UIP	USA	Comedy	R 789 348	R 3 430 585
Woman in Gold	July	10	32	Ster kinekor	UK/USA	Drama	R 558 504	R 3 335 964
Tomorrowland	May	5	91	Ster kinekor	USA	Sci-fi	R 1 172 776	R 3 307 862
The Theory of Everything	February	11	15	Ster kinekor	UK	Drama	R 516 833	R 3 237 164
Chappie (incl Imax)	March	4	72	Ster kinekor	USA	Sci-fi	R 953 581	R 3 019 821
Fury	January	4	56	Times Media	CHI/UK/USA	Action	R 1 014 078	R 2 992 512
Paper Towns	August	7	43	Times Media	USA	Drama	R 869 785	R 2 991 917
The Duff	May	4	51	Ster kinekor	USA	Comedy	R 1 269 407	R 2 968 331
Entourage	July	5	51	Times Media	USA	Comedy	R 798 409	R 2 927 840
Treugrond	May	5	42	Times Media	SA	Drama	R 749 286	R 2 861 582
Tell Me Sweet Something	September	13	45	UIP	SA	Comedy/Romance	R 834 589	R 2 824 433
The Judge	January	5	26	Times Media	USA	Drama	R 643 587	R 2 760 798
The Longest Ride	April	3	48	Times Media	USA	Romance	R 668 905	R 2 704 349
War Room	November	9	10	Ster kinekor	USA	Drama	R 134 548	R 2 646 635
French Toast	April	3	50	Times Media	SA	Romance	R 684 425	R 2 452 344
Blinky Bill	November	5	65	Black Sheep	AUS/USA	Animation	R 603 797	R 2 404 088
Far From the Madding Crowd	May	12	22	Times Media	UK/USA	Drama	R 454 894	R 2 368 968
Hot Pursuit	May	6	40	Times Media	USA	Comedy	R 616 071	R 2 355 924
Shaun the Sheep Movie	February	7	52	Black Sheep	FRA/UK	Animation	R 704 536	R 2 351 606
YellowBird	May	7	35	Black Sheep	BEL/FRA	Animation	R 242 656	R 2 197 395
Sicario	October	8	58	Black Sheep	USA	Drama	R 694 478	R 2 141 419
Birdman	January	8	14	Times Media	USA	Drama	R 258 305	R 2 138 581
Boy Next Door	March	11	21	UIP	USA	Thriller	R 383 936	R 2 136 781
St Vincent	January	5	33	Ster kinekor	USA	Comedy	R 487 256	R 2 125 110
Straight Outta Compton	October	6	55	UIP	USA	Drama	R 741 797	R 2 057 127
Wild Card	June	6	48	Ster kinekor	USA	Action	R 567 488	R 2 009 420
Somer Son	May	5	50	Ster kinekor	SA	Comedy/Drama	R 607 713	R 1 879 451
Crimson Peak (incl Imax)	October	4	41	UIP	USA	Horror	R 695 318	R 1 870 938
Black Mass	October	4	49	Times Media	USA	Crime/Drama	R 560 245	R 1 867 872
Book of Life (3D)	April	3	43	Times Media	USA	Animation	R 407 786	R 1 835 192
BoyChoir	August	8	27	Ster kinekor	NETHER/USA	Drama	R 292 078	R 1 820 760
SouthPaw	September	3	56	Ster kinekor	USA	Drama	R 723 769	R 1 820 287
Brooklyn*	November	11	12	Ster kinekor	CAN/IRE/UK	Drama	R 230 861	R 1 819 188
n Man Soos My Pa	November	7	46	Black Sheep	SA	Drama	R 416 544	R 1 713 904
The Jakes are Missing	October	4	46	Ster kinekor	SA	Romance	R 472 289	R 1 704 872
Still Alice	February	12	12	UIP	USA	Drama	R 195 274	R 1 685 682
The Gift	December	3	38	Ster kinekor	AUS/USA	Thriller	R 514 924	R 1 684 459
The Walk (Incl 3D & Imax)	October	2	56	Ster kinekor	USA	Drama	R 751 562	R 1 662 963
Mortdecai	February	6	39	Black Sheep	USA	Action/Comedy	R 557 350	R 1 644 930
The Cobbler	March	4	34	Crystal Brook	USA	Comedy/Drama	R 344 096	R 1 631 138
Tracers	January	4	40	Ster kinekor	USA	Crime	R 546 577	R 1 608 681
Addicted	February	5	28	Times Media	USA	Drama	R 322 690	R 1 600 183
The Lady in the Van*	December	7	8	Ster kinekor	UK	Drama	R 218 811	R 1 579 602
The Rewrite	May	3	91	Ster kinekor	USA	Comedy/Romance	R 481 778	R 1 575 940
Trouvoete	December	4	48	UIP	SA	Romance	R 628 199	R 1 553 803
Barbie Princess Power	January	10	45	UIP	USA	Animation	R 457 995	R 1 469 451
The Gunman	April	3	61	Black Sheep	SPAIN/UK/USA	Thriller	R 600 947	R 1 449 007
Poltergeist 3D	May	4	25	Times Media	USA	Horror	R 438 571	R 1 417 564
Legend	October	9	30	Black Sheep	UK	Crime/Drama	R 353 424	R 1 359 208
How to Make Love Like an Englishman*	November	11	24	Times Media	UK/USA	Comedy/Romance	R 336 333	R 1 282 178
Paranormal Activity: Ghost Dimension(Incl 3D)	October	7	17	UIP	USA	Horror	R 299 669	R 1 240 696
Self/Less	September	3	48	Ster kinekor	USA	Sci-fi	R 483 884	R 1 223 212
Playing it Cool	March	3	54	Crystal Brook	USA	Comedy/Romance	R 483 316	R 1 177 748
No Escape	November	3	33	Ster kinekor	USA	Action	R 378 614	R 1 171 585
Mr Holmes	August	3	24	Ster kinekor	UK/USA	Crime/Drama	R 296 494	R 1 133 444
Black or White	April	5	39	Ster kinekor	USA	Drama	R 354 428	R 1 112 008
Die Pro	September	3	52	Ster kinekor	SA	Drama	R 288 092	R 1 109 613
Foxcatcher	January	3	22	Ster kinekor	USA	Drama	R 338 512	R 1 100 276
Age of Adaline	May	6	48	Black Sheep	USA	Drama	R 459 015	R 1 082 121
Lila & Eve	August	4	34	Ster kinekor	USA	Drama	R 303 147	R 1 076 812
5 Flights Up	June	6	26	Ster kinekor	USA	Drama	R 215 878	R 1 045 719
Selma	February	5	47	UIP	UK/USA	Drama	R 316 991	R 1 041 829
Insidious Chapter 3	June	8	14	Ster kinekor	USA	Horror	R 143 384	R 1 026 725
Bus 657: Heist	December	4	29	Crystal Brook	USA	Action/Thriller	R 282 611	R 1 005 473
Night Crawler	March	8	31	Ster kinekor	USA	Crime/Drama	R 278 736	R 1 000 805
While We're Young	July	6	16	Ster kinekor	USA	Comedy/Drama	R 234 739	R 1 000 545
Unbroken	January	6	22	UIP	USA	Drama	R 226 285	R 997 052
Sneekoningin (Incl 3D)	October	6	54	Indigenous	SA	Animation	R 309 293	R 985 579
American Ultra	October	4	37	Ster kinekor	USA	Comedy	R 324 696	R 983 321
Top Five	March	6	30	UIP	USA	Comedy	R 261 153	R 926 262

Big Game	July	7	32	Black Sheep	FINLAND/GER/UK	Action/Thriller	R 310 956	R 907 512
A Walk in the Woods	November	3	22	Ster kinekor	USA	Adventure	R 272 122	R 899 746
Steve Jobs*	December	5	17	UIP	UK/USA	Drama	R 181 362	R 871 308
The Gallows	July	4	22	Times Media	USA	Horror	R 271 390	R 794 553
Ricki & the Flash	September	4	20	Ster kinekor	USA	Comedy/Drama	R 246 585	R 792 082
The Night Before	December	3	2	Ster kinekor	USA	Comedy	R 168 577	R 772 477
Ayanda	October	6	26	Indigenous	SA	Drama	R 234 041	R 734 107
Black Sea	July	3	27	Ster kinekor	UK/USA/RUSSIA	Thriller	R 241 018	R 696 378
That Sugar Film	July	7	8	Times Media	AUS	Documentary	R 105 324	R 695 219
Kidnapping Freddy Heineken	July	4	29	Ster kinekor	NETHERLANDS/UK	Crime/Drama	R 233 078	R 692 030
We Are Your Friends	September	3	39	Black Sheep	USA	Drama	R 235 009	R 668 398
Hear Me Move	February	3	41	Ster kinekor	SA	Drama	R 230 144	R 657 490
Victor Frankenstein	December	2	28	Times Media	UK/USA	Sci-fi	R 504 272	R 650 502
Pride	January	7	14	UIP	FRA/UK	Comedy/Drama	R 136 007	R 647 970
Project Almanac	April	4	33	UIP	USA	Sci-fi	R 193 875	R 638 602
Blackhat	March	4	30	UIP	USA	Thriller	R 154 370	R 635 460
Strange Magic	March	6	7	Ster kinekor	USA	Animation	R 111 631	R 625 863
God's Not Dead	July	7	14	Crystal Brook	USA	Drama	R 113 842	R 619 639
Dark Places	September	4	24	Times Media	FRA/UK/USA	Drama	R 244 553	R 618 327
Lazarus Effect	March	3	13	Times Media	USA	Horror	R 175 595	R 615 580
Carol	December	3	13	Ster kinekor	UK/USA	Drama	R 223 394	R 607 769
Knock Knock	October	8	13	Crystal Brook	CHILE/USA	Horror	R 182 343	R 604 459
A Royal Night Out	July	3	16	Times Media	UK	Drama	R 168 072	R 599 439
Max	September	4	33	Times Media	USA	Family	R 182 267	R 583 496
She's Funny that Way	May	3	33	Crystal Brook	USA	Comedy	R 302 844	R 577 150
Barely Lethal	May	2	38	Times Media	USA	Action/Adventure	R 254 894	R 573 394
Thina Sobabli: The two of us	July	2	14	Times Media	SA	Drama	R 378 568	R 562 442
Life of Crime	July	2	16	Ster kinekor	USA	Crime	R 197 475	R 550 344
5 to 7	June	7	9	Times Media	USA	Comedy/Romance	R 92 831	R 506 665
A Little Chaos	May	9	9	Times Media	UK	Drama	R 127 266	R 499 681
True Story	June	6	6	Times Media	USA	Drama	R 62 170	R 491 226
Are You Here	February	2	26	Ster kinekor	USA	Comedy	R 210 965	R 488 113
Dying of the Light	February	3	5	Crystal Brook	BAHAMAS	Drama	R 6 409	R 486 588
Danny Collins	March	2	23	Times Media	USA	Comedy/Drama	R 160 934	R 468 509
The Visit	September	2	25	UIP	USA	Horror	R 165 433	R 458 440
Cut Bank	July	4	24	Black Sheep	USA	Thriller	R 163 770	R 455 022
Survivor	May	3	23	Crystal Brook	USA	Action/Thriller	R 169 373	R 450 232
Elsa & Fred	December	6	7	Times Media	CAN/MEXICO/USA	Comedy/Romance	R 81 868	R 445 319
The Vatican Tapes	August	3	18	Times Media	USA	Horror	R 174 660	R 444 633
A Most Violent Year	May	3	25	Ster kinekor	USA/UAE	Drama	R 160 535	R 439 498
Wild	February	4	8	Times Media	USA	Drama	R 103 757	R 387 085
Cake	February	3	24	Crystal Brook	USA	Drama	R 134 408	R 379 625
Robots Overlords	April	2	27	Ster kinekor	UK	Action/Adventure	R 181 778	R 354 147
Abraham	October	3	20	Ster kinekor	SA	Drama	R 101 768	R 346 271
Whiplash	February	3	5	Ster kinekor	USA	Drama	R 88 390	R 341 530
Scouts Guide to the Zombie Apocalypse	November	3	22	UIP	USA	Horror	R 114 025	R 331 567
The Woman in Black: Angel of Death	March	2	14	Times Media	UK/USA	Horror	R 154 466	R 331 400
Testament of Youth	November	4	7	Times Media	DENMARK/UK	Drama	R 61 164	R 321 437
The Humbling	January	2	23	Times Media	USA/ITALY	Comedy/Drama	R 123 346	R 318 630
Before We Go	November	2	11	Ster kinekor	USA	Comedy/Drama	R 199 863	R 306 928
The Guest	June	2	23	Ster kinekor	UK/USA	Thriller	R 105 869	R 301 999
Return To Sender	November	2	11	Times Media	USA	Thriller	R 106 471	R 294 571
Big Eyes	February	2	18	Ster kinekor	CAN/USA	Drama	R 127 065	R 294 067
Jenny's Wedding	August	2	20	Times Media	USA	Comedy	R 137 907	R 283 510
Me and Earl and the Dying Girl	October	4	16	Times Media	USA	Drama	R 78 924	R 276 644
Everly	June	4	22	Ster kinekor	USA	Action/Thriller	R 85 240	R 261 930
Mistress America	September	6	5	Times Media	USA	Comedy	R 48 531	R 258 764
You're Not You	May	3	23	Ster kinekor	USA	Drama	R 188 306	R 244 362
Song One	June	4	12	Ster kinekor	USA	Drama	R 64 718	R 242 955
Love & Mercy	August	5	12	Black Sheep	USA	Drama	R 75 717	R 236 978
The Gambler	March	2	12	UIP	USA	Crime/Drama	R 84 323	R 234 506
Dear White People	April	4	7	Ster kinekor	USA	Comedy/Drama	R 66 120	R 229 014
Molly Moon: The Incredible Hypnotist	October	2	20	Times Media	UK	Family	R 107 461	R 226 771
Inherent Vice	April	2	5	Times Media	USA	Crime	R 80 458	R 226 542
Child 44	May	2	21	Times Media	USA	Drama	R 174 899	R 224 086
Disappearance of Eleanor Rigby	March	2	15	Ster kinekor	USA	Drama	R 80 875	R 218 105
Kill the Messenger	February	2	16	Ster kinekor	USA	Thriller	R 84 991	R 218 105
Rudderless	July	8	4	Black Sheep	USA	Comedy/Drama	R 50 096	R 215 253
Wolf Totem (Imax)	November	5	5	UIP	CHINA/FRA	Adventure	R 83 668	R 203 231
Do You Believe	May	1	18	Times Media	USA	Drama	R 68 566	R 194 444

The Forger	May	1	12	Times Media	USA	Crime	R 111 858	R 167 696
The Riot Club	June	5	12	Ster kinekor	UK	Drama	R 135 797	R 167 622
The Loft	November	1	12	Ster kinekor	BEL/USA	Thriller	R 155 810	R 165 471
Unfinished Business	May	1	18	Times Media	USA	Comedy	R 123 501	R 158 224
The Program	November	2	15	Black Sheep	FRA/UK	Drama	R 73 935	R 153 876
Mississippi Grind	October	2	23	Ster kinekor	USA	Drama	R 67 501	R 151 343
Kite	January	2	12	UIP	MEXICO/USA	Crime	R 61 065	R 149 223
McFarland	March	2	7	Ster kinekor	USA	Drama	R 60 844	R 139 657
The Pyramid	January	1	5	Crystal Brook	USA	Horror	R 153 961	R 136 575
Kahlil Gibran's The Prophet	October	5	10	UIP	CAN/FRA/USA	Animation	R 48 076	R 136 316
Rosewater	March	3	7	Ster kinekor	USA	Drama	R 39 811	R 133 524
Love Sick	March	2	16	Crystal Brook	USA	Comedy	R 59 041	R 133 402
The Interview	February	1	5	Ster kinekor	USA	Comedy	R 52 163	R 131 358
Glory Game: The Joost van der Westhuizen Story	August	2	16	Crystal Brook	SA	Documentary	R 50 544	R 121 136
Pawn Sacrifice	October	2	5	Times Media	USA	Drama	R 48 591	R 113 859
Rock The Kasbah	November	2	20	Black Sheep	USA	Comedy/Drama	R 45 804	R 113 691
Breaking Through	October	1	21	Times Media	USA	Musical	R 95 986	R 112 135
White Bird in a Blizzard	August	4	4	UIP	FRA/USA	Drama	R 36 767	R 111 479
Coming Home	September	4	4	UIP	CHINA	Drama	R 27 305	R 107 130
Accidental Love	May	1	11	Times Media	UK/USA	Comedy/Romance	R 65 773	R 98 022
Infinitely Polar Bear	May	3	11	Crystal Brook	USA	Drama	R 37 647	R 88 959
He Named Me Malala	November	1	18	Times Media	UAE/USA	Documentary	R 75 254	R 82 400
Mommy	August	2	4	Times Media	CAN	Drama	R 28 759	R 78 693
The Remaining	February	1	5	Ster kinekor	USA	Horror	R 57 132	R 74 817
Life	October	1	17	Ster kinekor	AUS/CAN/GER/UK/USA	Drama	R 62 928	R 72 010
Everything will be fine	August	2	12	Black Sheep	GER/USA	Drama	R 50 402	R 57 883
Saint Laurent	April	1	6	Times Media	BEL/FRA	Biography	R 43 039	R 54 481
Big Stone Gap	November	2	10	Black Sheep	USA	Comedy/Romance	R 21 687	R 53 443
Spare Parts	April	1	10	Times Media	USA	Drama	R 37 625	R 47 920
Where Hope Grows	August	1	6	Ster kinekor	USA	Drama	R 39 805	R 46 868
The Last Five Years	May	3	5	Black Sheep	USA	Musical	R 22 564	R 44 390
Dope	October	2	6	Ster kinekor	USA	Comedy	R 41 452	R 36 224
Lost River	July	1	4	Ster kinekor	USA	Drama	R 14 922	R 24 975
Impunity	August	1	3	Indigenous	SA	Thriller	R 12 464	R 14 311

Source: Ster Kinekor, Box Office Mojo

Box Office Gross = Cumulative gross up to 01 February 2016

Films with an asterisk (*) were still being exhibited on 01 February 2016

Statistical Contact details

This release was prepared by Economic Analyst: Zilungile Tunzi, and edited by Head of Policy and Research: Aifheli Makhwanya.

Contact Details

Physical Address 2nd Floor, 87 Central Street, Houghton, 2198, South Africa

Postal Address Private Bag X04, Northlands, 2116, South Africa

Tel: +27 11 483 0880 Fax: +27 11 483 0881

Email: info@nfvf.co.za Website: www.nfvf.co.za

© National Film and Video Foundation 2014 Disclaimer

The National Film and Video Foundation has produced this box office analysis for the purposes of providing industry practitioners with performance of South African films at box office. This analysis is not presented as definitive advice to be relied upon, nor should it be printed or disseminated in other forms without NFVF's written consent.